



MADE IN PORTUGAL



2023 ▪ 2024

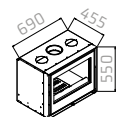
WWW.FLAMEBOX.PT



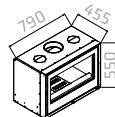
VISION NEO

A+

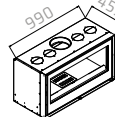
VISION 7 NEO



VISION 8 NEO



VISION 10 NEO



Live inspiring moments! This modern design series with a wide view of flames, was developed for those who want true heating while enjoying a relaxing fire.

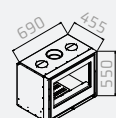
- full glass door
- white combustion chamber NEOTHERM
- fan assisted option (tangential fans)
- cast iron grate / large ashtray
- outside air intake
- 3 or 4-sided frames: 30mm / 50mm / 80 mm



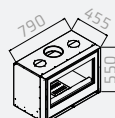
SQUARE NEO

A+

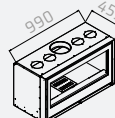
SQUARE 7 NEO



SQUARE 8 NEO



SQUARE 10 NEO



This series with a more classic but sophisticated design, matches any decor. These stoves can easily be retrofitted to an existing fireplace or in a new build.

- steel door
- white combustion chamber NEOTHERM
- with fan
- cast iron grate / large ashtray
- outside air intake
- 3 or 4-sided frames: 30mm / 50mm / 80 mm



CUBEBOX NEO

A+

CUBEBOX 7 NEO



CUBEBOX 8 NEO



CUBEBOX 10 NEO



With modern lines, an inspiring design and several optional modules, this high efficiency wood stove will certainly amaze anyone around.

- full glass door
- white combustion chamber NEOTHERM
- fan assisted option (tangential fans)
- cast iron grate / large ashtray
- outside air intake
- options:
 - feet
 - bench
 - rack / vertical rack
 - stand

INSPIRING FIRE

This new range of sealed combustion stoves has the premium quality of always with an increased performance and pleasure of use.

Enjoy yourself watching the dancing flames, adjust the fire with precision, while relishing the phenomenal heat for hours!



CUBEBOX ACCESSORIES



FEET



BENCH



RACK



VERTICAL
RACK



STAND
WALL SUPPORT

MODELS

FLAMEBOX®		SQUARE / VISION 7 NEO	SQUARE / VISION 8 NEO	SQUARE / VISION 10 NEO	CUBEBOX 7 NEO	CUBEBOX 8 NEO	CUBEBOX 10 NEO
PERFORMANCE η	%	81	83	86	81	83	86
NOMINAL POWER	kW	7.4	7.9	8.8	7.4	7.9	8.8
MAXIMUM POWER	kW	15	17	18	15	17	18
CO @ 13% O ₂	mg/m ³	1330	1316	1288	1330	1316	1288
AVERAGE CONSUMPTION	kg/h	2.05	2.13	2.3	2.05	2.13	2.3
* VENTILATION	m ³ /h	190	344	344	190	344	344
ENERGY EFFICIENCY		A+	A+	A+	A+	A+	A+
WEIGHT	kg	117	132	154	155	169	198
FLUE SIZE		ø 150mm	ø 180mm	ø 200mm	ø 150mm	ø 180mm	ø 200mm

* FAN ASSISTED STOVES



INSPIRING FIRE

INFO@FLAMEBOX.PT
WWW.FLAMEBOX.PT

